





# MOON BOLLARD / SPIKE

MOON BOLLARD / SPIKE



## DESCRIPTION

Engineered to enhance landscape and architectural details in residential or commercial areas with a refined accent lighting, MOON BOLLARD and MOON SPIKE create intense emotions through soft lighting effects in both coloured and white light. Fitted with remote PSU, the bollards are available in three different heights and with a choice of mounting accessories for a comfortable placement. The SPIKE version comes with a 10 cm long picket for direct installation in the ground. Different models, alternatively featuring brass swivel, one-tone finish or lockable head options, boost product flexibility.

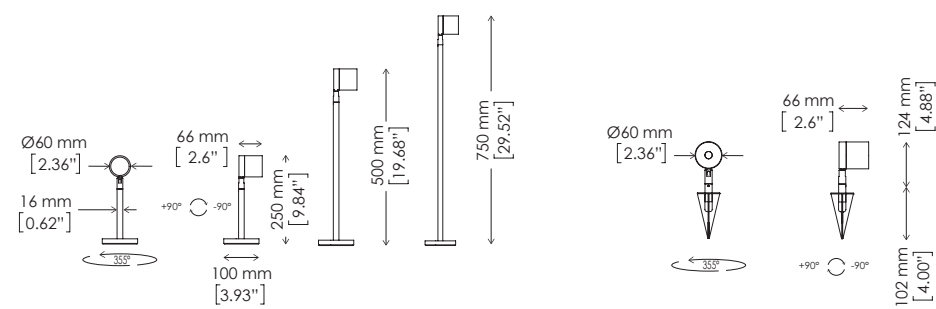
## MAIN FEATURES

- Max. delivered lumen output: 1499 lm / 120 lm/W
- Size: (HxWxD) Bollard Ø60 250/500x100x66 mm / Ø 2.36 9.84/19.68/29.52x3x3.93x2.6" Spike: Ø60 124+102x66 mm / Ø 2.36 4.88+4x2.6"
- Control system: DMX-RDM, DALI, ON-OFF, remote wireless data
- Compact bollards specific for the enhancement of landscape and architectural details through refined accent lighting effects

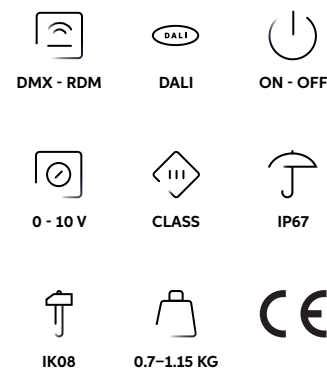
## LED COLOUR CONFIGURATIONS



# MOON BOLLARD / SPIKE



## FEATURES



## OPTIONS




## LED COLOUR CONFIGURATIONS



## FINISHES



## MORE INFO



## CODES

AL5310 MOON BOLLARD  
AL5314 MOON SPIKE

PERFORMANCE	WATT	MAX LM OUTPUT	LM/WATT
MOON BOLLARD RGBW	9	242	27
MOON BOLLARD DW	9	413	46
MOON BOLLARD W	12.5	1499	120
MOON BOLLARD US W	3	207	69
MOON SPIKE RGBW	9	242	27
MOON SPIKE DW	9	413	46
MOON SPIKE W	12.5	1499	120
MOON SPIKE US W	3	207	69

BEAM ANGLE REFERENCE	RGBW/DW	WHITE
ULTRA SPOT	–	6°
NARROW	13°	18°
MEDIUM	23°	25°
WIDE	35°	35°
EXTRA WIDE	56°	50°





Italy – Architecture and design event, Milan